

Introduction to Sclerotherapy

David Jenkins
MB BS FACP
Phlebologist
Burwood
NSW

“ We have moved from experienced-driven dogma, through retrospective analysis of experience, to evidence based medicine from prospective trials....”

Prof Mark A Talamiri

Dept Surgery, USCD

Preface to “The Vein Book”

SCLEROTHERAPY:

ART

&

SCIENCE

History:

1851 – syringe invented

1853 – sclerotherapy

1980s – duplex Doppler ultrasound

Causes:

Family history

Prolonged standing

Surgical stripping

Pregnancy

Gula, Acedia

OCP, HRT

Luxuria

lust

Gula

gluttony

Avaritia

greed

Acedia

sloth

Ira

wrath

Invidia

envy


Superbia

pride

PHLEBOLOGY TECHNIQUES:

- Microsclerotherapy
- Superficial sclerotherapy
- Ultrasound Guided Sclerotherapy
- Endovenous Laser Ablation
- Phlebectomy
- Doppler
- Duplex Scanning

What should I do?

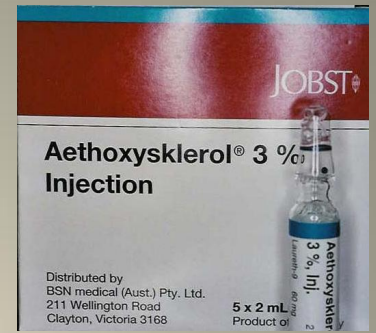


- Australasian College of Phlebology
- Texts books
- Preceptorship
- Certified Sclerotherapist(Certificate Course)

Use a CW Doppler



Start cautiously



Know your solutions:

- (Hypertonic saline 20%)
- Laureth-9 (polidocanol – Aethoxysclerol)
2mg/Kg/day
- STS - sodium tetradecylsulphate
(Fibrovein)
4mls 3%, 10mls 1%,0.5%

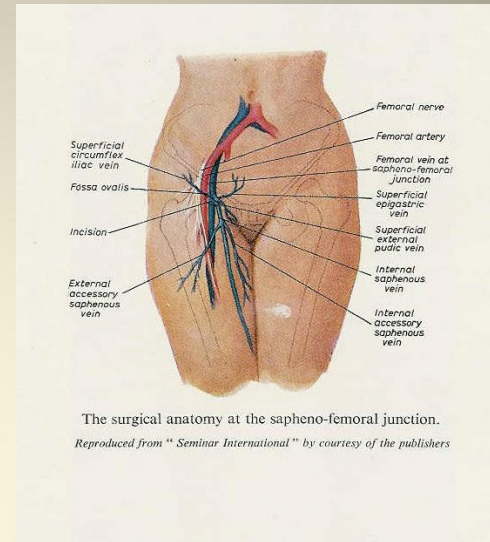
Become familiar with compression stockings

- mmHg
- European class 1 to 4
- US class 1 to 4

Know the complications and how to treat them

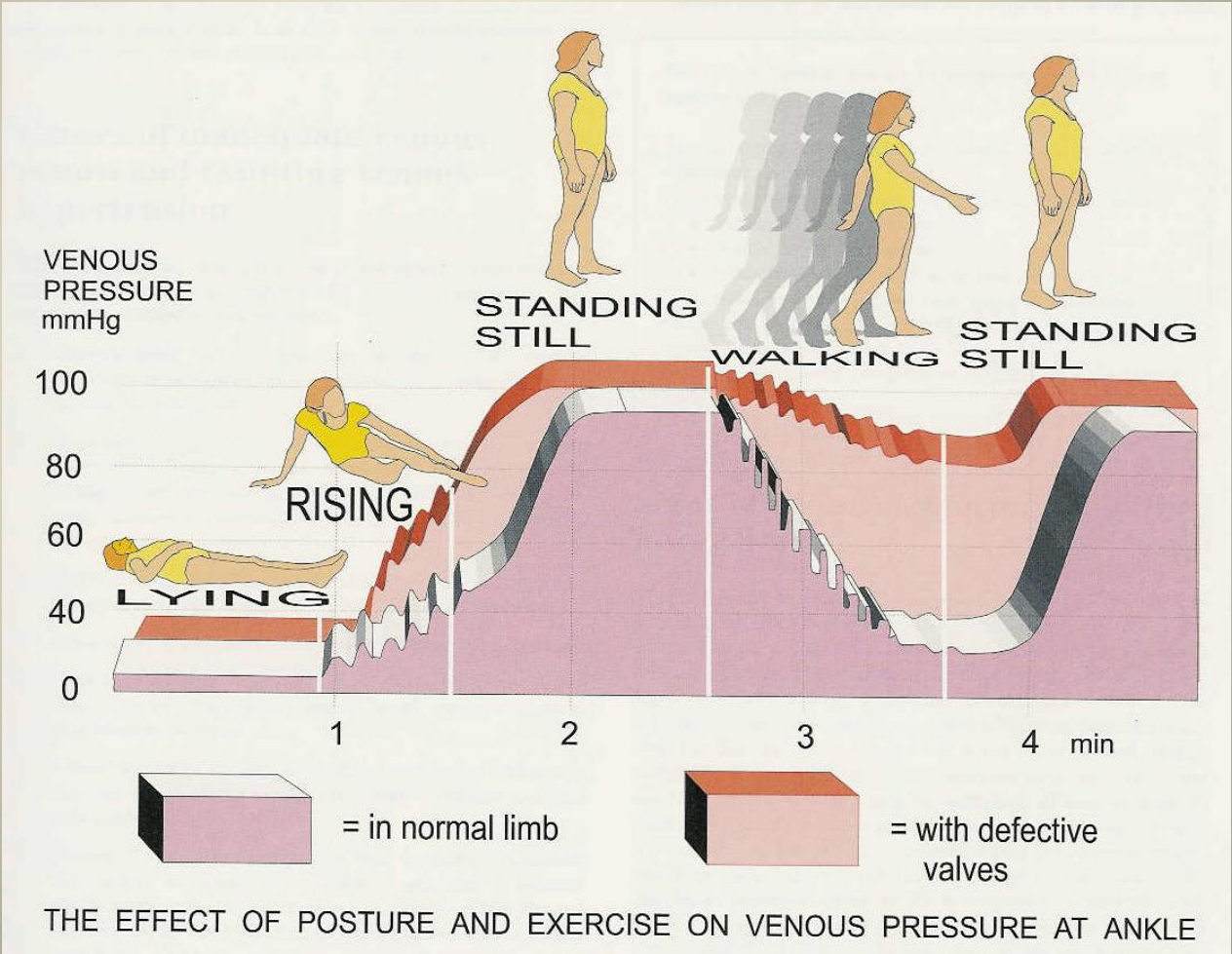


Anatomy:



10.00 to 11.30 – Mark Elvy

Physiology:





Presentation

Cosmetic:



Presentation

Symptoms:

- Pain
- Burning
- Aching
- Heaviness
- Throbbing
- Restless legs
- Leg cramps

Presentation

Complications:

- Hyperpigmentation
- Bleeding
- Thrombophlebitis
- Eczema
- Oedema
- Ulceration
- Infection
- Atrophie Blanche
- Lipodermatosclerosis







Management

- Consultation
- Photography
- Doppler / Duplex
- Treatment options
- Sclerotherapy, EVLA, UGS, phlebectomy
- Compression
- Review / re-treat

Who's up to date?

- Great and small saphenous veins
- Laureth-9 (polidocanol)
- Treat the varicosities to heal the ulcer
- No upper limit of size for non-surgical procedures
- Distal perforators are re-entry sites
- Varicose vein not used for CABGs
- A growing number of vascular surgeons consider flush ligation and stripping to be obsolete

Crossing your legs does not
cause varicose veins

High heel shoes?